

D E S I G N | C O N S T R U C T I O N | I N N O V A T I O N

To turn your dreams into reality - contact us today for a free design consultation



CENTURION LEISURE

214 High Street, Hornchurch, Essex RM12 6QP

Call us on: 01708 463 090 or 01708 620 520

Email us at: info@centurionleisure.co.uk

www.centurionleisure.co.uk






CENTURION LEISURE

TIMBER FRAMED POOLS

A stylish, functional and cost effective swimming pool concept



D E S I G N | C O N S T R U C T I O N | I N N O V A T I O N

A Centurion Leisure timber framed pool is a unique concept in swimming pools based on years of tried and trusted experience and innovation in the timber industry.

It's a fully integrated pool from tree to treated finished product. The timber framed concept brings beauty and functionality together in a quality swimming

“ I WANTED A GREAT LOOKING
POOL BUT WAS CONSCIOUS OF MY
BUDGET. CENTURION DELIVERED
AND INSTALLED A FANTASTIC
POOL FOR ME THAT LOOKS AND
OPERATES SUPERBLY ”

pool. Top of the bill is a unique, patented system of dovetail joints. The joints are reinforced by a stainless steel threaded bar which allows the frame to be tightened at any time and also makes it easy to take apart. The dovetail joints also means there are no protruding parts, so it's as safe and child friendly for you and your little ones!.



Because these pools are so easily adaptive they can be constructed in a variety of shape configurations to give you a very aesthetically pleasing and 'easy on the eye' pool for your back garden. They are also available in 'above ground', 'partially in ground' or 'fully in ground' configurations so your pool can look just as good as many more expensive traditionally built pools. The options are yours to choose and are designed to suits all types of budget.



AVAILABLE MODELS

We have a range of eleven different sizes in three different heights (1200mm, 1330mm & 1460 mm).

The basic structure is made from autoclaved pinewood planks 45 mm wide. Depending on the type of pool, the borders and the wooden stairs are available in either treated pinewood or tropical hardwood.

The extra thick pool borders are clipped on top of the basic structure. They're made in one piece to avoid any distortion. The sides of the exotic coping longer than 4 metres are made of two parts. They are held in place by lateral supports which hide the fasteners and create a visually pleasing finish.



1 Dovetail joints

2 Lateral supports

3 Stainless steel plates for the pool borders

4 Wood treated under our supervision



RECTANGULAR POOL CONSTRUCTION

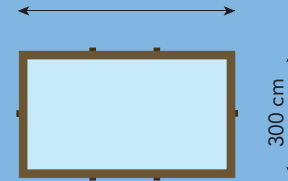


A STANDARD RECTANGULAR POOL CONSISTS OF:

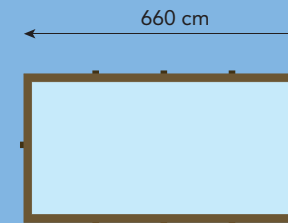
- Wooden frame (45 mm) in treated, grade 4 red pinewood
- All fittings in stainless steel
- Wooden border in tropic hardwood (The rectangular 3 metres x 5 metres also possible with pine)
- Anti-bacterial felt
- 75/°° light blue liner
- Wooden external stairs in treated red pinewood
- Stainless steel internal stairs
- Sand filter including all accessories (hoses, connectors, sand)
- Pump
- 2 skimmers and 2 inlets
- Cleaning kit (brush, vacuum, thermometer, hoses, telescopic pole, net)
- Start-up maintenance kit
- Galvanised metal supports (U and L-shape)
- Corresponding wooden finishing profiles for the metal supports



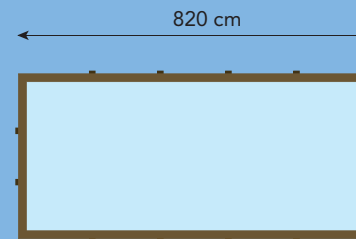
RECTANGULAR POOL CONSTRUCTION



RECTANGULAR 3.00m x 5.00m
height: 133 cm
pump: flow rate 8 m³/h

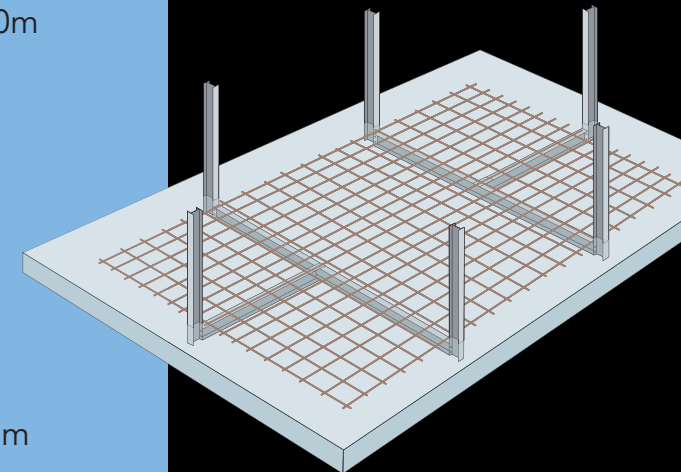
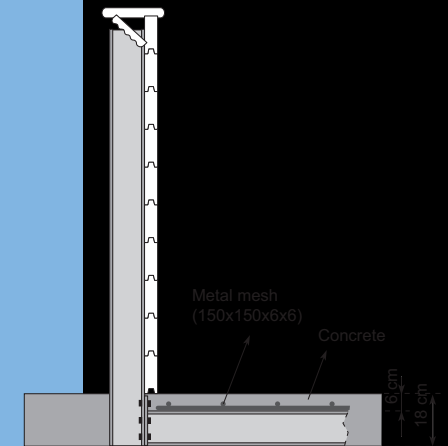


RECTANGULAR 3.50m x 6.60m
height: 133 cm
pump: flow rate 12 m³/h



RECTANGULAR 3.90m x 8.20m
height: 146 cm
pump: flow rate 12 m³/h

Info: Inside dimensions = Dimensions - 40 cm



RECTANGULAR 3.00m x 5.00m

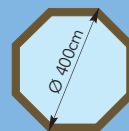
OCTAGONAL POOL CONSTRUCTION



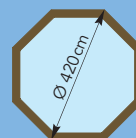
A STANDARD OCTAGONAL POOL CONSISTS OF:

- Wooden frame (45 mm) in treated, grade 4 red pinewood
- All fittings in stainless steel
- Wooden border in treated red pinewood
- Anti-bacterial felt
- 75/°° light blue liner
- Wooden external stairs in treated red pinewood
- Stainless steel internal stairs
- Sand filter including all accessories (hoses, connectors, sand)
- Pump
- Skimmer and water inlet
- Start-up maintenance kit
- Galvanised metal supports for long octagonal models
- Cleaning kit
(brush, vacuum cleaner, thermometer, hoses, telescopic pole, net)
- Corresponding wooden finishing profiles for the metal supports
- Summer tarpaulin, 400 micron

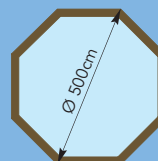




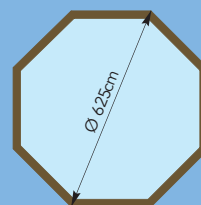
OCTAGONAL 4.00
height: 120 cm
pump: flow rate 6³m/h



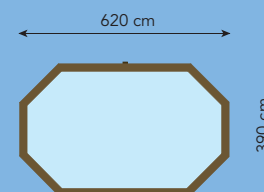
OCTAGONAL 4.20
height: 120 cm and 133 cm
pump: flow rate 6³m/h



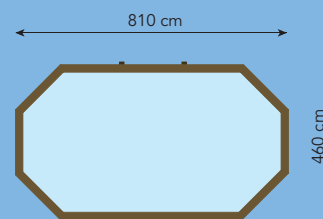
OCTAGONAL 5.00
height: 120 cm and 133 cm
pump: flow rate 8³m/h



OCTAGONAL 6.25
height: 133 cm
pump: flow rate 12³m/h



OCTAGONAL 3.90 x 6.20
height: 120 cm, 133 cm and 146 cm⁽²⁾
pump: flow rate 8³m/h



OCTAGONAL 4.60 x 8.10
height: 133 cm and 146 cm⁽²⁾
pump: flow rate 12³m/h


INFO:

Inside dimensions = Dimensions - 40 cm

(1) Octagonal 6.25: structure in 68 mm

(2) Min. 40 cm inground and fill in.

RECTANGULAR/SEMI-OCTAGONAL POOL CONSTRUCTION



A STANDARD RECTANGULAR/SEM-OCTAGONAL POOL CONSISTS OF:

- Wooden frame (45 mm) in treated, grade 4 red pinewood
- All fittings in stainless steel
- Wooden border in tropic hardwood
- Anti-bacterial felt
- 75/°° light blue liner
- Wooden external stairs in treated red pinewood
- Stainless steel internal stairs
- Sand filter including all accessories (hoses, connectors, sand)
- Pump
- 2 skimmers and 2 inlets
- Cleaning kit (brush, vacuum cleaner, thermometer, hoses, telescopic pole, net)
- Start-up maintenance kit
- Galvanised metal supports (U and L-shape)
- Corresponding wooden finishing profiles for the metal supports

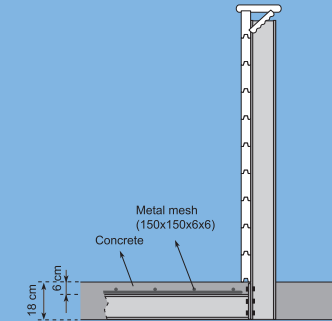
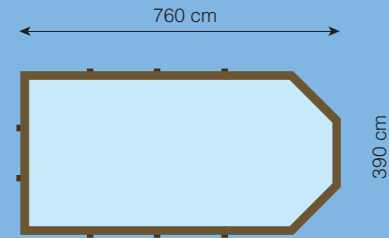
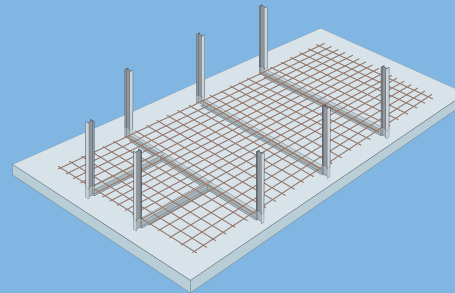


HORIZONTAL/SEMI-OCTAGONAL

3.90 x 7.60

height: 133 cm

pump: flow rate 12 m³/h

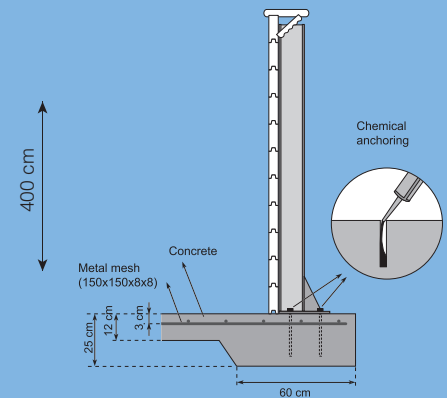
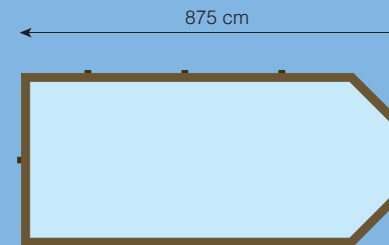
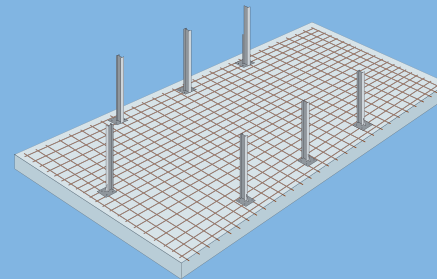


HORIZONTAL/SEMI-OCTAGONAL

4.00 x 8.75

height: 146 cm ⁽³⁾

pump: flow rate 12 m³/h



(3) Galvanised metal supports with footplate (300x250x16) and stainless steel bars (M20x260) with chemical anchorage
Installation only by a registered contractor

Info: Inside dimensions = Dimensions - 40 cm

TIMBER FRAMED POOL CONSTRUCTION - OPTIONS

1 Swimming pool border in exotic hardwood

2 External stairs in exotic hardwood

3 Attached equipment housing with padlock

110x75x114cm, 110x75x127cm, 110x75x140cm

4 Detached equipment housing with padlock and spring hinge

125x75x114cm

5 Liner mosaic for rectangular and octagonal pools.



6 Liner sand colour for rectangular and octagonal pools.


7 Anti-bacterial protective felt

100% polyester 200 gr/m2, suitable as a soft interior finish,
or as an external protection of the wooden structure.


8 Terrace tile in finely grooved Bangkirai planks.

50x50x3.2cm





6



8

TIMBER FRAMED POOL CONSTRUCTION - OPTIONS

09 Waterproof electrical box (IP 65)

With timer and transformer, suitable to connect pump and underwater light (max. 3x100W).

(3 types depending on the measurements of the swimming pool)

10 Underwater light in white plastic 100W/12V with specially

designed connector through the Gardipool wooden structure.

11 Electric heater 6KW, 9KW mono, 9KW tri

12 Safety fence **Garde Homologated** according to the French law NF P90-306.



13 Telescopic roller for summer tarpaulin 3.0x5.5x0.4m

14 Summer cover

15 Winter cover

16 Safety cover

Options 9, 10 and 11 Installation should be undertaken by a qualified electrician.






14



15



16

TIMBER FRAMED POOL CONSTRUCTION - INSTALLATIONS


Octagonal swimming pools are erected on a concrete or stabilised sand base (only with a stable foundation).

The rectangular and rectangular/semi-octagonal swimming pools are erected on a reinforced concrete base. The pools can be built above ground, semi-inground or fully inground (except the Oblong with height 146 cm).

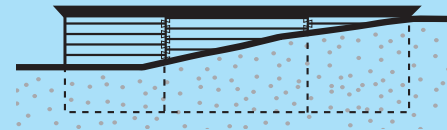
The autoclaved wooden planks mean the pool meets the strict standards for inground structures. Its unique design means you can even erect the pool yourself.



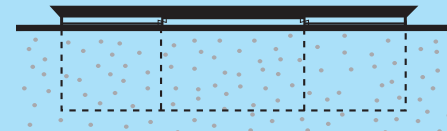
3 POSSIBILITIES



Above ground



Semi-inground



Inground





INSTALLING A TIMBER FRAME POOL - A VISUAL GUIDE IN TWELVE STEPS

1



INITIAL GROUNDWORK

2



MARKING OUT THE
POOL AREA

3



LAYING THE CONCRETE FOUNDATIONS

7



COMPLETING POOL SURROUND
LANDSCAPING

8



INSTALLING THE
POOL LINER

9




ADDING STEPS, POOL COVER AND 'FIRST
FILL' OF WATER

4



CONSTRUCTING THE FRAME

5



ADDING THE PLANT ROOM AND PIPEWORKS

6




GROUNDWORK FOR POOL SURROUND AREA

10



INSTALLATION OF OPTIONAL POOL ENCLOSURE

11



POOL COVER

12



COMPLETED PROJECT INCLUDING THE 'PLANT ROOM'